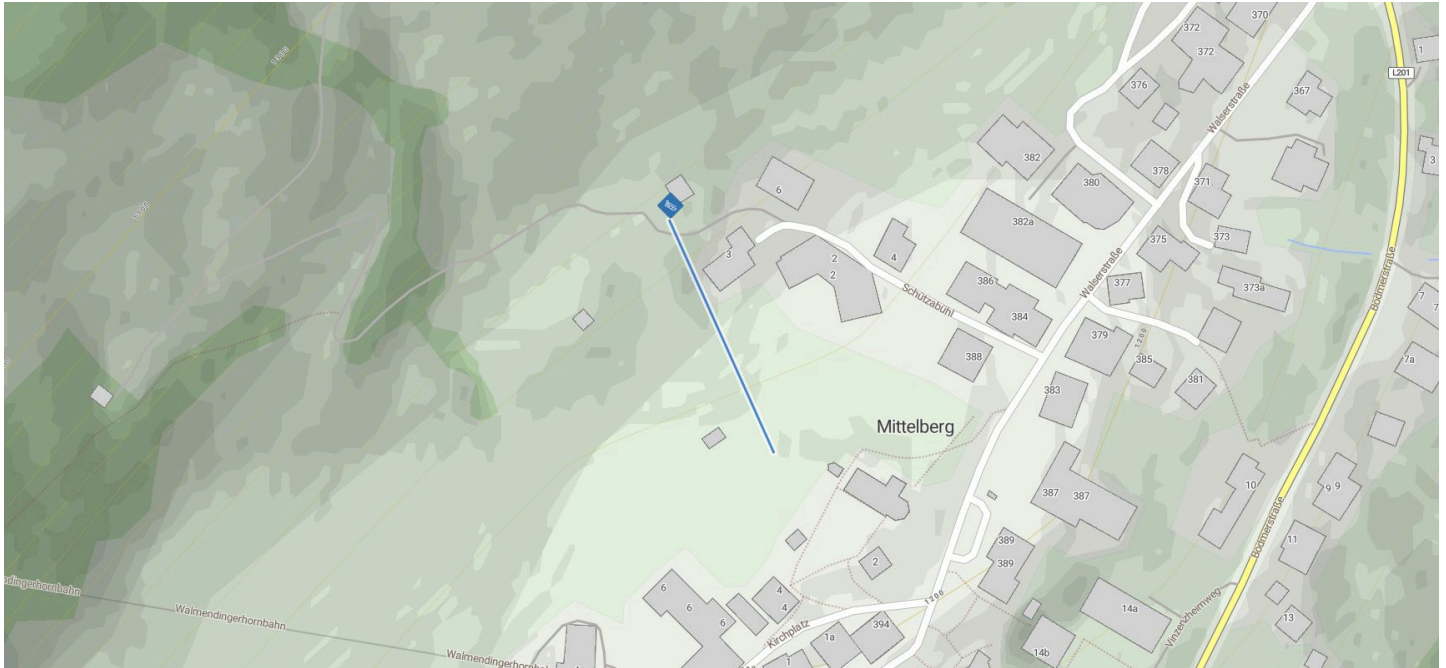


EASY TOBOGGANING



## TOUR DESCRIPTION

Directly behind the church in Mittelberg, a magic carpet leads up to Schützabühl, which can be used with skis as well as sleds. The prepared toboggan slope of about 110 m length guarantees sledding fun for children.

## ROUTE DESCRIPTION

Toboggan slope in Mittelberg at Schützabühl. The conveyor belt is accessible from the Walmendingerhornbahn and the path to the church. After the short ascent with the conveyor belt, a prepared toboggan run about 110 meters long leads down.

## FURTHER INFO & LINKS

### Tips

Due to its central location in Mittelberg, the toboggan slope is great for a short afternoon excursion.

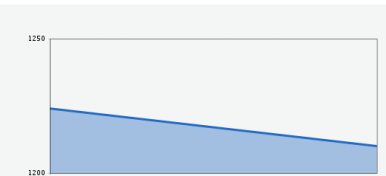
### Further links

Further information on the prices for sledding at the Schützabühl conveyor belt can be found [here](#).

Nature Experience Map, scale 1:12,000; Kleinwalsertal tour map (with hiking guide), scale 1:25,000; DAV hiking map, scale 1:25,000; these maps are available for purchase at the Walserhaus Hirschegg.

↔ Distance  
**0.12 KM**

⌚ Duration  
**0:01 H**



### Condition



### Best season


JAN FEB MAR APR MAI JUN  
JUL AUG SEP OCT NOV DEC

Sart: Mittelberg

Goal: Mittelberg

Morning  

**-2 °C**  
**MOUNTAIN**  
**2 °C**  
**VALLEY**

Noon  

**1 °C**  
**MOUNTAIN**  
**7 °C**  
**VALLEY**

Evening  

**-1 °C**  
**MOUNTAIN**  
**1 °C**  
**VALLEY**